




# JOHNNY APPLESEED

Some people think that Johnny Appleseed is a fictional character, but he was a real person! His name was John Chapman. John Chapman was born in Massachusetts on September 26, 1774. He was one of ten children and lived a simple life. He loved animals, nature, and travelling. It is believed that as he traveled around he wore a pot on his head, but we don't know if that is true!

When John Chapman was a boy he worked on an apple orchard. As he got older he traveled all over selling apple seedlings to help spread apple trees to many parts of the country. He wouldn't just plant trees, but instead, he planted tree nurseries and built fences around them to protect the trees from animals. If people didn't have enough money to buy the seedlings, John would trade them for something or just give the seeds to them! Many believe Johnny Appleseed was a legend and a kind man to everyone he encountered.



NAME: \_\_\_\_\_



# JOHNNY APPLESEED

- VOCABULARY -

Go back in the text and find each of the following words. Highlight or circle them.

fictional

legend

encountered

Complete the sentences with a word from above.

1. Johnny Appleseed became so famous, he was a \_\_\_\_\_!
2. When something is \_\_\_\_\_ that means it is made up and isn't real.
3. John Chapman \_\_\_\_\_ many new people along his travels.

Choose a word from above and write and illustrate your own sentence to show you understand the meaning of the word.

---

---

---

NAME: \_\_\_\_\_

# JOHNNY APPLESEED

- COMPREHENSION -

After you have read the passage, answer the questions below.

1. Who is Johnny Appleseed and why is he a legend?

---

---

---

2. Why is it important to know that John Chapman planted tree nurseries and not just individual trees?

---

---


---

3. Was Johnny Appleseed someone you would want to be friends with? Why or why not? Use examples from the text.

---

---


---




NAME: \_\_\_\_\_

# JOHNNY APPLESEED

Pretend your friend had never heard of Johnny Appleseed. Describe who he is and what he did below and illustrate.



Handwriting practice lines consisting of multiple sets of solid top and bottom lines with a dashed midline.





NAME: \_\_\_\_\_

# HOW TO PLANT AN APPLE TREE

Imagine you had to help Johnny Appleseed plant apple trees! Describe *in detail* how you would do that below. Don't forget to use transition words!

---

---

---

---

---

---

---

---

---

---

---

---

---


---

---

---

NAME(S): \_\_\_\_\_


# APPLE ADDITION!



Students take turns spinning the spinner with a paperclip and pencil. They will also roll a die. Add the 2 numbers together, find the sum, and color in that apple with their color crayon.

Students continue spinning, rolling, and adding until all the apples are colored. Whoever colored the most, wins!

If your sum is not there, your turn is skipped!




NAME(S): \_\_\_\_\_



# COLLECT THE APPLE SEEDS!

Students roll a die and move that many spaces. They will read the word aloud. If the word has LONG E, like in the word **seed**, they can "collect" a seed and can color in a seed in their chart. If the word has short e, they do nothing. Students continue rolling and reading until one player has collected all their seeds first!



## PLAYER 1:


## PLAYER 2:
